

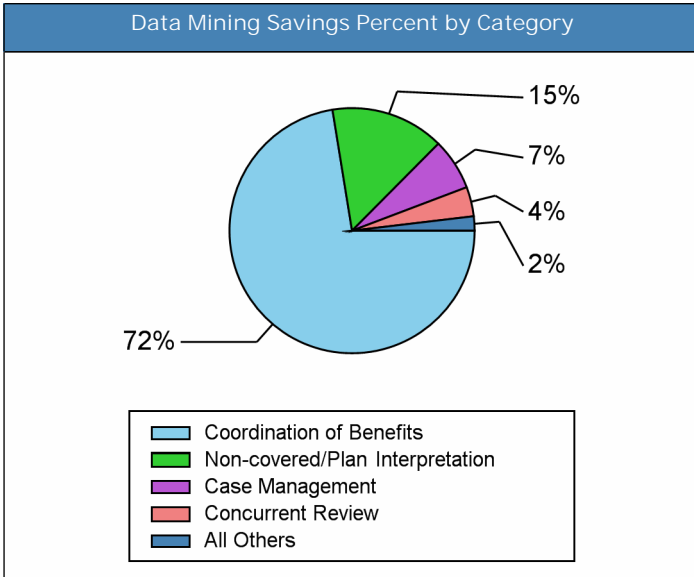


EBS-RMSCO BOB 2009

1/1/2009 to 12/31/2009

Savings Directly Related to Data Mining \$906,446.64

Data Mining Savings Analysis

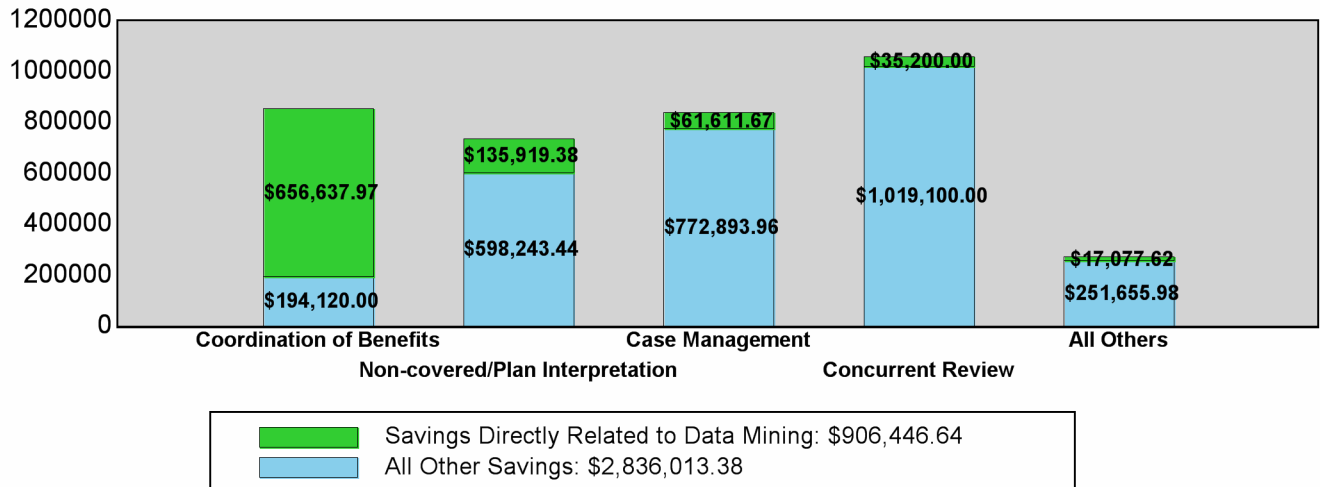


Data Mining Savings Dollars by Category

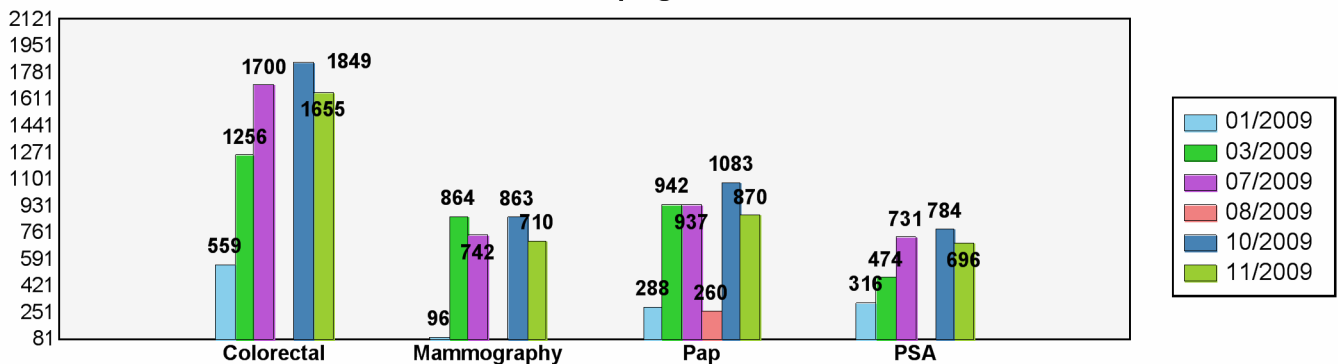
Coordination of Benefits	\$656,637.97
Non-covered/Plan Interpretation	\$135,919.38
Case Management	\$61,611.67
Concurrent Review	\$35,200.00
Negotiation	\$12,042.62
Non-covered/Medical Necessity	\$3,200.00
Unbundling/Incorrect Billing	\$1,035.00
Projection/Concurrent Review	\$800.00
Total	\$906,446.64

Data Mining Savings Shown as a Percent of All Savings

Total Savings of \$3,742,460.02 with 24% from Data Mining.



Prevention Letter Campaigns 1/1/2009 to 12/31/2009



Prevention and Disease Management Letter Detail

1/1/2009 to 12/31/2009

Prevention		
Date Prepared	Letter Type	Letters Sent
1/1/2009	Mammography Member List	96
3/1/2009	Mammography Member List	700
3/3/2009	Mammography Member List	164
7/10/2009	Mammography Member List	742
10/7/2009	Mammography Member List	32
10/12/2009	Mammography Member List	717
10/15/2009	Mammography Member List	114
11/18/2009	Mammography Member List	710
1/1/2009	Colorectal Member List	559
3/1/2009	Colorectal Member List	1256
7/10/2009	Colorectal Member List	1700
10/7/2009	Colorectal Member List	60
10/12/2009	Colorectal Member List	1654
10/15/2009	Colorectal Member List	135
11/18/2009	Colorectal Member List	1655
1/1/2009	Pap Member List	288
3/1/2009	Pap Member List	942
7/10/2009	Pap Member List	937
8/1/2009	Pap Member List	260
10/7/2009	Pap Member List	43
10/12/2009	Pap Member List	875
10/15/2009	Pap Member List	165
11/18/2009	Pap Member List	870
1/1/2009	PSA Member List	316
3/1/2009	PSA Member List	474
7/10/2009	PSA Member List	731
10/7/2009	PSA Member List	30
10/12/2009	PSA Member List	688
10/15/2009	PSA Member List	66
11/18/2009	PSA Member List	696
Total Prevention Letters		17675
Total Letters		17675

Savings Definitions

Savings are Plan costs avoided because of Corporate Care Management's intervention.

Prevention savings is calculated when members have positive cancer screenings following receipt of one or more cancer prevention reminder letters. The savings amount is based on the actual cost of treatment compared to the average cost of treating the same cancer at the next highest cost band. Cost band averages are based on 2009 EBS-RMSCO claims data. When 2009 EBS-RSMCO data is limited, 2009 Verisk Health data is used.